

Fire Wardens: Know your Role

GET OUT/GET THE FIRE BRIGADE OUT/STAY OUT

- 1 Know the evacuation procedures and fire assembly point location
- 2 Know how to visually sweep search your designated area – *This should take no more than 60 seconds to complete*
- 3 Know the procedures for calling the Fire & Rescue Service
- 4 Ensure good housekeeping. Separate ignition sources from combustible material.
- 5 If you discover a fire – raise the alarm/evacuate the premises/call the Fire & Rescue Service. Tackle only very small fires, once the alarm has been raised and if it is safe to do so, in line with your training.
- 6 Complete fire log book occupier checks & record – fire alarm weekly/emergency lighting monthly/fire extinguishers monthly

Special responsibilities:

You may be asked to assist occupants at higher risk and with special requirements – ensure you:

- ◆ Know where the disabled refuge areas are
- ◆ Know the evacuation procedures for occupants at higher risk
- ◆ Know the safety procedures for manually lifting and operating evacuation equipment

- ◆ FIRE RISK ASSESSMENT
- ◆ ON-LINE MANAGEMENT
- ◆ FIRE SAFETY TRAINING
- ◆ FIRE ALARMS
- ◆ EMERGENCY LIGHTING
- ◆ FIRE EXTINGUISHERS
- ◆ PAT TESTING & ELECTRICAL
- ◆ DRY RISERS
- ◆ SAFETY SIGNAGE













Tel: 028 9045 2297

www.firesafetyolutionsni.co.uk

Online Training: www.firesafetyni.net

Know your Fire Extinguisher

<p><i>Symbols found on fire extinguishers & what they mean</i></p>	 Water	 Foam Spray	 ABC Powder	 Carbon Dioxide	 Wet Chemical
Wood, paper & textiles 	✓	✓	✓	✗	✓
Flammable liquids 	✗	✓	✓	✓	✗
Flammable gases 	✗	✗	✓	✗	✗
Electrical contact 	✗	✗	✓	✓	✗
Cooking oils & fats 	✗	✗	✗	✗	✓